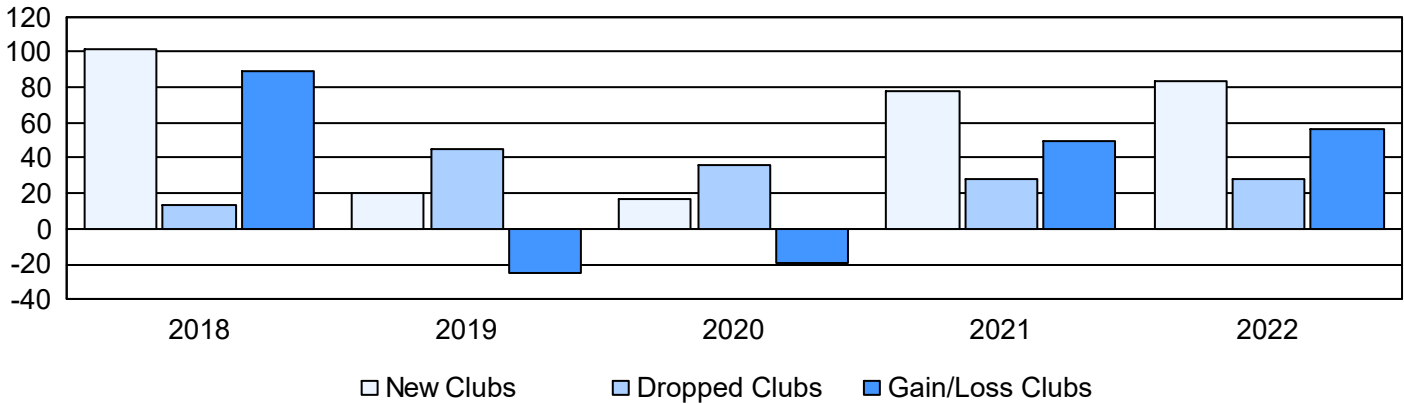
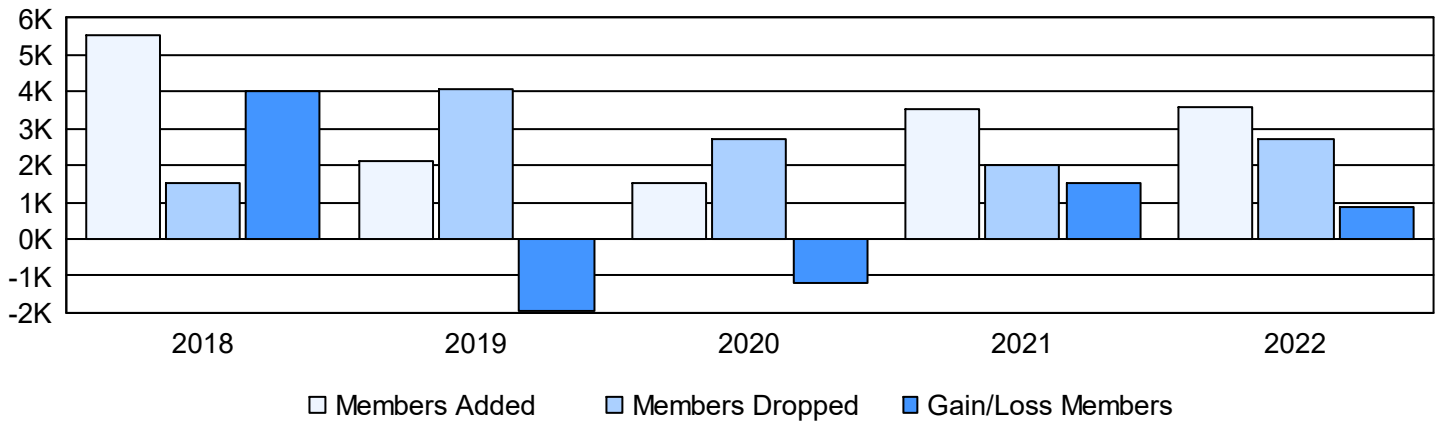


Year	New Clubs	Dropped Clubs	Gain/ Loss Clubs	New Members	Charter Members	Reinstate Members	Transfer Members	Total Member Added	Total Members Dropped	Gain/ Loss Members
2017-2018	102	13	89	2,774	2,534	150	54	5,512	1,506	4,006
2018-2019	20	45	-25	999	649	397	49	2,094	4,050	-1,956
2019-2020	17	36	-19	757	525	159	80	1,521	2,732	-1,211
2020-2021	78	28	50	1,310	2,000	133	60	3,503	1,991	1,512
2021-2022	84	28	56	1,363	2,030	115	79	3,587	2,697	890
Average	60	30	30	1,441	1,548	191	64	3,243	2,595	648

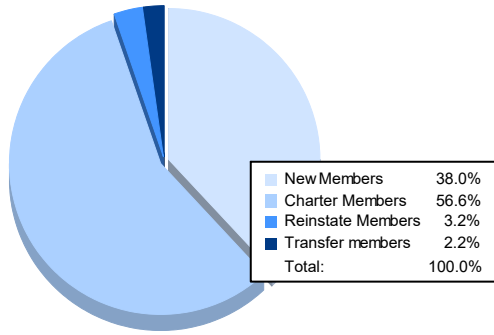
Clubs



Members



Membership Composition June 2022 Cumulative



Gender Composition June 2022 Cumulative

